

Mrs. Scully's Raz Kids Tips



HAPPY READING

Hey kids and parents!


Hope you are enjoying the Razkids online reading program! Ms. McFadden and I are checking in to see how often you read, listen to your recordings and see how you've done on quizzes.

Below are a few tips to help you be even more successful at reading.

*Flip through the book before you read it to get an idea of the story first. This is called a **picture walk**!

*If it is a **non-fiction book**(not a story), it may be harder. Have your parents tell you some of the harder technical words like pupa, pelican, etc. You may never have heard of some of these words before.




*You can listen  to the story(you gain points), **then** read it yourself(you gain more points) and **then** answer the questions(still more points!) If you **record yourself**, you get more points still and sometimes we give bonus points for that!

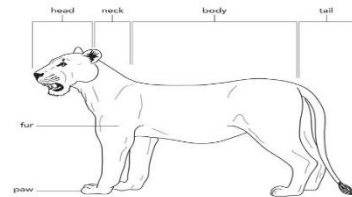


*Review your **strategies** for tough words (see the Beanie Strategies Ms. McFadden posted). Here are a few more you might have forgotten:

1)Look for a little word inside of a big word (ex: **shout** has "out" in it)



2)Cover part of the word to  make it less tricky(ex: without- cover "out" and you can see "with" then your brain can attack out while you cover the first part). With+out=without



*Don't forget to read labels and captions in the non-fiction books:

*Parents: I hear you helping, which is great! I like when I hear you say 'Try that again' when your child makes an error. Putting your finger under the word that was misread is another good way to have your child fix their own error. Avoid telling your child the word. Instead, ask them what they could do to figure it out.

*Before recording a book, read it a few times so that you won't be nervous reading it with the microphone on.

