

# June 1-5, 2020 - Grade 2B & 2C French Immersion

Bonjour guys and gals! This week, please hop on Dreambox <https://play.dreambox.com/login/knjs/xrzc>  
**2B: Classroom Code 57700 2C: Classroom Code 69522** and complete at least 5 lessons. Finish the games you start. Also, try to read in French each day. You can use <https://jelifree.rkpublishing.com/student>  
 Then, choose 2 activities per day from this grid. Complete these activities in French as best as you can.

**We are back at the school building, and can't wait to hear from you this week! ❤️**

## Word Work

Use different colours to rainbow write 8-10 words from the "Sight Words French" list.

aime, parce que, quand



If you have chalk, you could practice "Sight Words French" outside on the pavement (Ask permission first).

## Les sons- Le son "tion"

Check out the mp4 file for the sound "tion".

Go on a word hunt while reading your books and make a list of all the words you find that have the sound "tion". Add any more "tion" words you can think of.



## Oral Language

Facetime, call or visit a friend/family member who speaks French. Tell them all about something you've done outside (dehors)!



## Reading and Writing

Read/Listen to:

**Mmm Des Biscuits**

Par: Robert Munsch

Click here:

<https://www.youtube.com/watch?v=fjjb0mS8KkE>

Write about a time you made cookies.  
 Écris à propos quand tu as fait des biscuits.



## Chasse au trésor de la nature

Lesquelles des choses suivantes pouvez-vous trouver? Prenez des photos pour noter vos découvertes.

- |  |   |
|--|---|
| <input type="checkbox"/> Une feuille   | <input type="checkbox"/> Une roche        |
| <input type="checkbox"/> Un arbre      | <input type="checkbox"/> Un oiseau        |
| <input type="checkbox"/> Un gland      | <input type="checkbox"/> Un nid           |
| <input type="checkbox"/> Une empreinte | <input type="checkbox"/> Une chenille     |
| <input type="checkbox"/> Une fleur     | <input type="checkbox"/> Un scarabée      |
| <input type="checkbox"/> Un papillon   | <input type="checkbox"/> Une abeille      |
| <input type="checkbox"/> Une plume     | <input type="checkbox"/> Une pomme de pin |

## Cycle de vie d'un papillon

Watch the video to learn more...

<https://www.youtube.com/watch?v=NX3o2UGytZU>

Now complete the file **Life Cycle Project French**. Choose an organism (ex: plant, butterfly, bird, etc.) and learn about its life cycle while doing this project. Parents: Read through the whole file before starting, you'll find an example of what to do/a completed project at the end.

## Math

Name \_\_\_\_\_ Date \_\_\_\_\_ 3

**Number Bonds Addition & Subtraction**  
 Fill in the missing numbers in each number bond.

 7 3	 14 6	 11 7
 15 8	 8 8	 20 12
 13 9	 18 9	 5 7
 9 10	 17 8	 14 7

## Math- Calendar/Calendrier

Make a June (juin) calendar using these hints: le 1 juin est lundi; dimanche, le 21 juin est la fête des pères; le 30 juin est un mardi.

juin

D	L	M	M	J	V	S
	1					

Add other information to your calendar like b-days or family plans. **Track the daily June weather.**

## Math - L'argent

Dessine la monnaie en deux différentes façons:

55 cents			
30 cents			
95 cents			
100 cents			

\*Continue practicing counting money with real coins.\* Online game here: <http://www.learnalberta.ca/content/mf/am3/flash/>

13 Minitfo videos about money <https://www.youtube.com/watch?v=zjLcOvCMCdQ&list=PL58kRkTeDUPTDlw7UjeGhmbwDJGSmQZjt&index=2&t=0s>


**Grade 2A (English) - At Home Learning June 1-5, 2020**

Hello 2A, Happy June everyone, I hope this nice weather continues! Your At Home Learning for June 1-5 is ready for you. I really miss reading to you all! Try to get some reading in when you can! Keep active, play safe and have fun 2A! ❤️ Mrs. Flanagan

Math: **Play Dreambox**- Complete at least 5 lessons a week and make sure you finish the games you start. <https://play.dreambox.com/login/knjs/xrzc> 2A: Classroom Code: 12843

**Word Work**  
Use different colors to rainbow write 8-10 words from the "No Excuse Word" list.

again, because, when




If you have chalk, you could practice "No Excuse Words" outside on the pavement (Ask permission first).

**Reading and Drawing**  
Read/Listen to:  
**I Really Like Slop**  
By, Mo Willems  
Click here:  
<https://www.youtube.com/watch?v=pjOaiMU1zLg>

Now learn how to draw Gerald the elephant from the book.  
<https://www.youtube.com/watch?v=GTocR85PQqI>

**Reading Comprehension**  
Bring a book or 2 outside to read aloud. Make up 3 questions you could ask someone about the book.  
Click here if you need a book.  
<https://www.storylineonline.net/>



Name \_\_\_\_\_ Date \_\_\_\_\_

**Would You Rather**  
Make your choice and write about it.  
Which would you rather cook for dinner? Why?



I would rather \_\_\_\_\_

**Math- Make a June calendar using these hints.**  
June 1 is on Monday.  
Sunday, June 21 is Father's Day.  
June 30 is on Tuesday.

**JUNE**

S	M	T	W	T	F	S
	1					













Add other information to your calendar like b-days or family plans. Track the daily June weather.

**Life Cycle of a Butterfly**  
Watch the video to learn more...  
<https://www.youtube.com/watch?v=TvmQiWpgX5c>



Name \_\_\_\_\_ Date \_\_\_\_\_


**Number Bonds Addition & Subtraction**  
Fill in the missing numbers in each number bond.

**Math- Coins and Counting**  
<https://www.youtube.com/watch?v=OmBUy3vhTdg>

Practice counting money using the June 1-5 Money Cards.

You could also try to make a few of your own Money Cards.



**Reading and Comprehension**  
Read a book from bookflix and choose from the follow up comprehension activities.

Click here:  
<https://bookflix.digital.scholastic.com/home?authCtx=>

Writing-Attach a few sheets of paper together to make a book about how to take care of a pet.



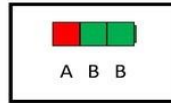
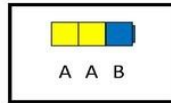
### How to Take Care of My Dog



Use items found around your house or out in nature to make patterns.

Try to find the core in each pattern you create.

Here are some pattern ideas...



Go on a family walk to find...



### SCAVENGER HUNT

- |                                       |   |
|---------------------------------------|---|
| <input type="checkbox"/> MAILBOX      | <input type="checkbox"/> PAW PRINT      |
| <input type="checkbox"/> YELLOW HOUSE | <input type="checkbox"/> SKATEBOARD     |
| <input type="checkbox"/> ROSES        | <input type="checkbox"/> SINGING BIRD   |
| <input type="checkbox"/> DOG          | <input type="checkbox"/> A FAMILY       |
| <input type="checkbox"/> STROLLER     | <input type="checkbox"/> BLUE CAR       |
| <input type="checkbox"/> FENCE        | <input type="checkbox"/> A FLAG         |
| <input type="checkbox"/> TALLEST TREE | <input type="checkbox"/> SPRINKLERS     |
| <input type="checkbox"/> A RED DOOR   | <input type="checkbox"/> BICYCLE        |
| <input type="checkbox"/> CLOUDS       | <input type="checkbox"/> A PACKAGE      |
| <input type="checkbox"/> MOTORCYCLE   | <input type="checkbox"/> DELIVERY TRUCK |