

May 25-29 - Grade 2B & 2C French Immersion

Bonjour guys and gals! This week, please hop on Dreambox <https://play.dreambox.com/login/knjs/xrzc>
2B: Classroom Code 57700 2C: Classroom Code 69522 and complete at least 5 lessons. Finish the games you start. Also, try to read in French each day. You can use <https://jelisfree.rkpublishing.com/student>
 Then, choose 2 activities per day from this grid. Complete these activities in French as best as you can.

Can't wait to hear from you this week! ❤️

Math - L'argent

13 Minitfo videos about money
<https://www.youtube.com/watch?v=zjLcOvCMCdQ&list=PL58kRKTeDUPTDIw7UjeGhmbwDJGSmQZjt&index=2&t=0s>

Dessine la monnaie en deux différentes façons:

35 cents	10 25	
60 cents		
75 cents		
90 cents		

Math - L'argent

Tu as 1 pièce de 25 cents (a quarter)
 5 pièces de 10 cents (dimes), 2 pièces de 5 cents (nickels) et 3 pièces de 1 cent (pennies). Compte les pièces de monnaie. As-tu assez d'argent pour acheter un article de 0,75 \$?


*Continue practicing counting money using the file **May 25 Counting Money Cards FRENCH.**

Math- Measurement

Use a paper clip (un trombone), a small piece of string (un fil) or Lego to measure.

1. Mon bras mesure ____ (trombones).
2. Mon pied mesure ____ (trombones).
3. Ma main mesure ____ (trombones).
4. De mon genou à mon pied mesure ____ (trombones).
5. De mon coude à mon poignet mesure ____ (trombones).
6. Compare la longueur de ton pied avec quelqu'un dans ta maison.

Les sons- Le son in/im/ain/aim/ein
<https://www.youtube.com/watch?v=hUEef4IV7DQ>

Go on a word hunt while reading your books and make a list of all the words you find that have the sound "in, im, ain, aim, ein". Add any more "in" words you can think of. 

Here are a few more videos for this sound:

<https://www.youtube.com/watch?v=tPjkWXhGn1s>
<https://www.youtube.com/watch?v=mH5vafDxux8>

Word Work

Horizontal and Vertical Words:

Pick 10 words from the "Sight Words FRENCH" word list and write each of them horizontally and then vertically. See if you can say them in a sentence.

p pour Pour ma fête, je
 o veux de la pizza.
 u
 r

Guess Who/Qui est-ce?



The **Guess Who/Qui Est-Ce? Game!** You and your opponent choose a

character. Through a series of questions, you eliminate characters until you can guess the identity of your opponent and win. Ask your questions in French. See the PDF "Qui est-ce" for a questions guide and the characters!
 *Modification - you and your child can write a description of the character or even write down the questions asked to practice French writing too!

Roll a Response!

	Écris une lettre à l'auteur avec ton opinion du livre.
	Dessine une bande dessinée des événements les plus importants du livre.
	Dessine ta partie préférée du livre.
	Compare quelque chose dans le livre avec ta vie.
	Imagine que ce livre devient un film. Crée une affiche pour le film.
	Écris une nouvelle fin pour le livre.

Read a book and roll a die 3 times to try this response game.

Cycle de vie d'une grenouille

Watch the video to learn more...

<https://www.youtube.com/watch?v=B30aQKCbUN0>

Now make a poster! Fais une affiche.


















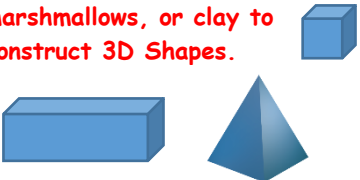
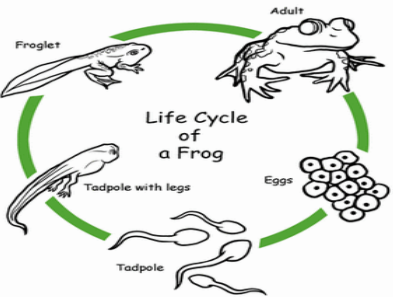






Record / video yourself reading a book aloud. Add character voices, expression, and work on fluent reading. **Send it to someone to enjoy, like your teacher:**
Breanna.Flanagan@nbed.nb.ca
Julia.Mazerolle@nbed.nb.ca

Grade 2A (English) - At Home Learning May 25-29, 2020

Hello 2A,

Here are the At Home Learning choices for this week. I miss being at school with you all! ❤️ Mrs. Flanagan

Math: **Play Dreambox**- Complete at least 5 lessons a week and make sure you finish the games you start. <https://play.dreambox.com/login/knjs/xrzc> 2A: Classroom Code: 12843

<p>Word Work Contraction Matching</p> <table border="1"> <tr><td>can't</td><td>I am</td></tr> <tr><td>won't</td><td>you are</td></tr> <tr><td>you're</td><td>can not</td></tr> <tr><td>haven't</td><td>is not</td></tr> <tr><td>aren't</td><td>have not</td></tr> <tr><td>isn't</td><td>will not</td></tr> <tr><td>I'm</td><td>are not</td></tr> </table> <p>Make 4 sentences with the contractions. Ex: I can't wait for my birthday!</p>	can't	I am	won't	you are	you're	can not	haven't	is not	aren't	have not	isn't	will not	I'm	are not	<p>Record / video yourself reading a book aloud. Add character voices, expression, and work on fluent reading. Send it to someone to enjoy like your teacher: stephanie.flanagan@nbed.nb.ca</p> 	<p>Reading Detective Read a book and go on an end punctuation hunt. Look for... periods . question marks ? exclamation marks ! Click here if you need a book. https://www.storylineonline.net</p> 	
can't	I am																
won't	you are																
you're	can not																
haven't	is not																
aren't	have not																
isn't	will not																
I'm	are not																
<p>Equation Strategy Match</p> <table border="1"> <thead> <tr> <th>doubles</th> <th>doubles +1</th> <th>Making 10</th> </tr> </thead> <tbody> <tr><td> </td><td> </td><td> </td></tr> <tr><td> </td><td> </td><td> </td></tr> <tr><td> </td><td> </td><td> </td></tr> <tr><td> </td><td> </td><td> </td></tr> </tbody> </table> <p>4+5= 9+9= 9+1= 3+4= 8+2= 7+8= 6+6= 3+7= 6+4= 7+7= 8+9= 8+8=</p>	doubles	doubles +1	Making 10													<p>Math- Balancing Equations</p> <p>Name: _____ Balance the Scale Directions: Use the numbers in the box to balance the scale.</p> <p>1. <input type="text"/> + <input type="text"/> <input type="text"/> + <input type="text"/> <input type="text"/> 2 4 5 3</p> <p>2. <input type="text"/> + <input type="text"/> <input type="text"/> + <input type="text"/> <input type="text"/> 6 5 3 4</p> <p>3. <input type="text"/> + <input type="text"/> <input type="text"/> + <input type="text"/> <input type="text"/> 1 4 7 4</p> <p>4. <input type="text"/> + <input type="text"/> <input type="text"/> + <input type="text"/> <input type="text"/> 3 6 7 4</p>	<p>Math- Measurement Use a paper clip, a small piece of string or Lego block to measure.</p> <ol style="list-style-type: none"> 1. My arm is ____ (clips) long. 2. My foot is ____ (clips) long. 3. My hand is ____ (clips) long. 4. From my knee to my foot is ____ (clips) long. 5. From my elbow to my wrist is ____ (clips) long. 6. Compare your foot length with someone in your house.
doubles	doubles +1	Making 10															
<p>Reading Comprehension Read a book and roll a die 3 times to try this response game.</p> <p>Roll a Response!</p> <table border="1"> <tr><td></td><td>Write a letter to the author expressing your opinion of the book.</td></tr> <tr><td></td><td>Draw a comic strip retelling the important parts of the book.</td></tr> <tr><td></td><td>Illustrate your favorite part of the story. Write a caption.</td></tr> <tr><td></td><td>Compare an event in the story to something that's happened in your life.</td></tr> <tr><td></td><td>Imagine this book was turned into a movie. Create a poster to advertise it!</td></tr> <tr><td></td><td>Write a different ending for the book.</td></tr> </table> <p><small>© Lucky to be in First 2008</small></p>		Write a letter to the author expressing your opinion of the book.		Draw a comic strip retelling the important parts of the book.		Illustrate your favorite part of the story. Write a caption.		Compare an event in the story to something that's happened in your life.		Imagine this book was turned into a movie. Create a poster to advertise it!		Write a different ending for the book.	<p>Math- 3D Shapes https://www.youtube.com/watch?v=2cg-Uc556-Q</p>  <p>Use toothpicks, mini marshmallows, or clay to construct 3D Shapes.</p> 	<p>Life Cycle of a frog Watch the video to learn more... https://www.youtube.com/watch?v=F3EIGMVU6SY Now you can make a poster!</p> 			
	Write a letter to the author expressing your opinion of the book.																
	Draw a comic strip retelling the important parts of the book.																
	Illustrate your favorite part of the story. Write a caption.																
	Compare an event in the story to something that's happened in your life.																
	Imagine this book was turned into a movie. Create a poster to advertise it!																
	Write a different ending for the book.																

Writing-Use words or sentences to describe some of the objects that you found.



Nature Scavenger Hunt

- PINE CONE
- GREEN LEAF
- BROWN LEAF
- WILDFLOWER
- SPIDER WEB
- FEATHER
- BUG
- SEED
- GRASS
- PINE NEEDLES
- BIRD
- WATER
- CLOUD
- FLYING INSECT
- ROUND ROCK
- COLORFUL ROCK
- ROUGH OBJECT
- SMOOTH OBJECT
- FALLEN BRANCH
- TREASURE (TO YOU)



Have someone guess what you described.

Math- Coins and Counting

<https://www.youtube.com/watch?v=OmBUy3vhTdg>

<https://www.youtube.com/watch?v=r5wIXd1y3MA>

Draw coins to show these amounts in 2 different ways.

35 cents			
60 cents			
75 cents			
90 cents			

Reading and Comprehension

Read a book from [bookflix](#) and choose from the follow up comprehension activities.

Click here:

<https://bookflix.digital.scholastic.com/home?authCtx=>