

GRADES 3 - 5 WORK MENU: DINING OUT

Icebergs and the Titanic

May 4 – 8, 2020



Appetizers - Wellness (choose 1 per day)

- Spring is a time for new growth and warmer temperatures. Scientists also see this as a time to study climate change through the melting of icebergs. To learn more about icebergs, click [HERE](#) to watch an English video and [ICI](#) to watch a French video.
- Did you know that Mrs. Thibeault loves icebergs? She has explored icebergs off the coast of Newfoundland and Labrador. She even puts iceberg ice in her water bottle in the summer! Double click [HERE](#) to watch a slideshow of her incredible iceberg adventure.
- Are you familiar with the Titanic? It was a British passenger liner operated by the White Star Line that sank in the North Atlantic Ocean in the early morning hours of April 15th, 1912 after striking an iceberg. To learn more about the Titanic, click [HERE](#) to watch an English video and [ICI](#) to watch a French video.
- Click [HERE](#) to watch a video that teaches you how to draw a ship!
- 3 minute mindful listening: Go outside, sit, close your eyes, be still, focus. What do you hear, smell, feel on your skin? Take 10 controlled, deep breaths. Open your eyes. What do you see? Be thankful.
- Just a friendly reminder... Mother's Day is Sunday, May 10. You might like to make a card for your mother, Grammy, Mitgiju or for a special adult in your life. If you're looking for inspiration, click [HERE](#).

How did you do with your activity today? (Respond with a few sentences).

GRADES 3 - 5 WORK MENU: DINING OUT

Icebergs and the Titanic

May 4 – 8, 2020



Entrée - Literacy (choose 1 per day)

- Click here to [HERE](#) to follow Storm Boy's adventure into the Spirit World. This is a read aloud of the book 'Storm Boy', written and illustrated by Paul Owen Lewis. Keep an eye out for some North West Coast totem animals in the book.
- Click [HERE](#) to read a book about icebergs.
- Can you imagine coming face to face with an iceberg? Create a comic strip ("une bande dessinée" en français) to describe with pictures and words how it would look. What descriptive words will you use? You can create your own comic strip or click [HERE](#) for a template. Students in 4B – please try to do your comic strip in French.
- Word jumble! Unscramble the following watery words that have the same spelling in both English and French:

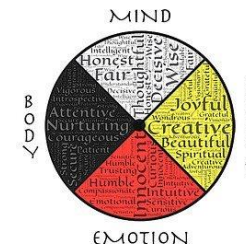
ciTnait	nocae
rgicale	eegricb
- Keep an illustration journal of what you see when you open your eyes after your mindful minutes. Draw what you see or what you imagined. HINT: This is probably best to do right after your mindful minute. You can take your journal and pencil outside with you.

How did you do with your activity today? (Respond with a few sentences).

GRADES 3 - 5 WORK MENU: DINING OUT

Icebergs and the Titanic


May 4 – 8, 2020




Side Dish - Numeracy (choose 1 per day)

- Find a jar and fill it up with some of the last remaining snow - you might have to look in the woods! If you can't find any, use ice cubes. Estimate how much water you think will be in the jar once the snow/ice melts and how long it will take. Were your estimates accurate?
- And that's just the tip of the iceberg! Over 90% of an iceberg's mass and volume is underwater. Can you represent 90% in four different ways? For example:

In a hundred chart?




In a ten frame?



As a fraction?

$$\frac{?}{?}$$

On a number line?



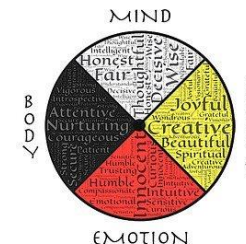
- Play Dreambox for 30 minutes. Be sure to do the assigned lessons first (the little blue calendar icon).
- In March 1912, a passenger booked passage on the Titanic. The passenger paid \$56 (Canadian) for standard passage. What bills

How did you do with your activity today? (Respond with a few sentences).

GRADES 3 - 5 WORK MENU: DINING OUT

Icebergs and the Titanic

May 4 – 8, 2020



<p>and/or coins might the passenger have used to pay for passage on the Titanic? Is there more than one answer?</p> <p>When solving this problem, you may want to use one or more of the problem-solving strategies we used this year. Remember, you could Act It Out, Draw a Picture, Use a Model, Look for a Pattern, Make a Table or a Chart, Try a Simpler Problem, Guess and Check, and/or Make a List.</p>	
<p>Dessert - Cross Curricular: Social Studies/Science (choose 1 per day)</p> <ul style="list-style-type: none">○ Have you ever eaten grilled mutton or a Walldorf Pudding? Check out the menu from the Titanic HERE. Have you tried these foods before? Why do you think there were different menus for 1st, 2nd, and 3rd class passengers?○ Want to learn how to make a Northwest Coast Totem Pole? Click HERE to take a virtual tour and learn all about totems, Huron, Haida, and Inuit houses, Northwest Coast rattles and so much more. All at Simon Fraser University Museum of Anthropology in BC.○ Log on to Epic Books with your classroom code 4A is yqr8721 and 4B is nie6186. In the search bar type 'Titanic' and enjoy one of the many titles about the famous ship.○ To conduct an investigation, scientists need a plan! They first write down the question they are trying to answer (the hypothesis). Then,	<p>How did you do with your activity today? (Respond with a few sentences).</p>

GRADES 3 - 5 WORK MENU: DINING OUT

Icebergs and the Titanic

May 4 – 8, 2020

